



| 2016 |



+31 (0) 226 74 50 10 | WWW.BCS-EUROPE.EU

De Veken 200 B003 | 1716 KJ Opmeer | The Netherlands

CONTENTS




ABOUT

- IRON HORSE Seating™
- Market Overview

PRODUCT

- FAB Sheet
- Custom Embroidery
- Base Options
- Armrest Options
- Headrest Options
- Warranty Details
- Sales Sheets
 - 2000
 - 3000 HD, EXEC, SPORT
 - 3000 WITH SEATSLIDER
 - 4000 HD TILT MECH
 - 4000 ESD
 - 4000 WITH SEATSLIDER
 - 5000
- Operating Instructions


ABOUT



ABOUT

- IRON HORSE Seating™
- Market Overview

IRON HORSE Seating™



Born out of the heavy equipment and automotive industries, United Group, Inc. manufactures its own brand of ergonomic office chairs and custom heavy duty seats under the IRON HORSE Seating™ brand.

Through extensive market knowledge and known customer requirements, IRON HORSE Seating™ is designed for 24/7 intensive use for a variety of user statures across multiple environments. As a part of United Group, Inc. the team at IRON HORSE Seating™ prides itself on offering custom seating solutions, delivering quality products and providing unparalleled customer support.

IRON HORSE Seating™ products feature:

STABILITY & STRENGTH

ERGONOMIC OPTIONS

PREMIUM TRIM PACKAGES

Featuring the latest ergonomic designs for comfort and commercial grade components for extreme durability, IRON HORSE Seating™ products are built to last.



MARKET OVERVIEW



911 DISPATCH & CALL CENTERS

APPLICATION: 24/7 Intensive Use

CUSTOMERS: Numerous 911 Locations Throughout North America



CONTROL ROOM ENVIRONMENTS

APPLICATION: 24/7 Intensive Use

CUSTOMERS: The White House Communications Agency, FAA, TSA, The Federal Department of Labor, Russ Bassett, Evans Consoles



CHEMICAL

APPLICATION: 24/7 Intensive Use

CUSTOMERS: Dow, Dupont, Millenium Chemicals, Nova Chemical Corp



ENERGY PLANTS

APPLICATION: 24/7 Intensive Use & Task Specific

CUSTOMERS: ComEd, Constellation Energy, Detroit Edison, Entergy, Southern Company, Duke Energy



OIL REFINERIES & OFF-SHORE RIGS

APPLICATION: 24/7 Intensive Use & Task Specific

CUSTOMERS: BP, ExxonMobil, Shell Oil, Valero, Marathon Oil, Chevron



GOVERNMENT & MILITARY

APPLICATION: Executive & Task Specific

CUSTOMERS: The US Department of Labor, The US Army, The US Navy, CIA, Nellis Air Force Base, U.S. Attorney Office, U.S. Border Patrol, U.S. Coast Guard



EXECUTIVE OFFICES & CONFERENCE ROOMS

APPLICATION: Executive

CUSTOMERS: UBS, 21st Century Recording, All Travel Agency, Amgen, Brooks Harris, Pandora, Wealth Management, Citigroup, Electronic Arts, Fidelity National Financial, Merrill Lynch, Education: Michigan State University, LSU

PRODUCT



PRODUCT

- FAB Sheet
- Trim Options
- Custom Embroidery
- Base Options
- Armrest Options
- Headrest Options
- Warranty Details
- Sales Sheets
- Operating Instructions

FABSHEET



Feature	Robotically welded, 14 gauge tubular steel frame
Advantage	Stronger and more rigid than wood or composite frames
Benefit	Chair will last longer, provide superior ergonomics & support heavier users
Feature	16 gauge sheet metal seat pan
Advantage	Stronger than wood or composite frames Evenly distributes the weight compared to a mesh or "hammock" support system
Benefit	Chair will last longer & support heavier users Minimize neck, back and leg pain for the user, thus maximizing productivity by reducing downtime
Feature	Molded, tooled, multi-density foam cushion
Advantage	More durable than laminated cut foam
Benefit	Provide durability and consistent fit assuring user comfort for life of the chair
Feature	High End Leather Covers [Optional]
Advantage	Superior leather to bonded or faux leather
Benefit	Provide durability and user comfort
Feature	Bow-tie air chamber adjustable lumbar
Advantage	Supports the natural S-curve of the spine
Benefit	Provide greater support and less fatigue
Feature	Deluxe comfort headrest [Optional]
Advantage	Cradles head and neck and is micro adjustable
Benefit	Superior support of head and neck Minimize neck pain for the user, thus maximizing productivity by reducing downtime
Feature	Heavy duty armrest [5 Styles Available]
Advantage	Adjustable range of motion
Benefit	Superior ergonomic positioning for tasks at hand, styles available for heavier users
Feature	Independent backrest recline adjustment
Advantage	Backrest adjusts to a 21° recline angle
Benefit	Minimize neck, back and leg pain for the user, thus maximizing productivity by reducing downtime
Feature	Machined gear, dual spring recliner mechanism
Advantage	Stronger than stamped, single spring mechanisms
Benefit	Chair will function properly for greater lengths of time
Feature	Built with highest grade hardware and components available
Advantage	Stronger than lower grade hardware and components
Benefit	Chair will function properly and maintain ergonomic support for greater lengths of time

TRIMOPTIONS



IRON HORSE Seating™ offers a range of color options and combinations. Customize to any room or sports team:




CONTACT YOUR ACCOUNT MANAGER TO REQUEST SAMPLE SWATCHES

CUSTOM EMBROIDERY



IRON HORSE Seating™ offers custom embroidery. Some capability examples include:



CONTACT YOUR ACCOUNT MANAGER FOR DETAILS

BASEOPTIONS



REINFORCED

5 Star Composite Base
Supports users up to 275 lbs.
Base Diameter 26" & 29"



BLACK ALUMINUM

5 Star Black Cast Aluminum Base
Supports users up to 400 lbs.
Base Diameter 29"



POLISHED ALUMINUM

5 Star Polished Cast Aluminum Base
Supports users up to 400 lbs.
Base Diameter 29"



PEDESTAL

Heavy Duty Bolt-Down Base
Ideal for flight simulators, military applications,
marine and workboats, locomotives
Base Width 9"



ADDITIONAL OPTIONS

Wood Trim Bases, Hard Casters, Soft Casters, Inline Casters, Locking Casters, Glides

ARMREST OPTIONS

STANDARD TILT-UP ARMRESTS

Fine-tune the angular adjustment
Flip up completely out of the way
Supports user up to 325 lbs.



DELUXE TILT-UP ARMRESTS

Fine-tune the angular adjustment
Flip up completely out of the way
Supports users up to 275 lbs.



HD TILT-UP ARMRESTS

Fine-tune the angular adjustment
Flip up completely out of the way
Supports users up to 400 lbs.



2D + 4D ARMRESTS

16-Gauge polished stainless steel
Adjusts through a 3" range
8 locking positions
Supports users up to 325 lbs.



HEADREST OPTIONS



STANDARD

Height adjustable

4 position ratcheting forward tilt adjustment



DELUXE COMFORT HEADREST - DCH

Height adjustable

Articulating flange cradles head and neck for additional support and comfort



WARRANTYDETAILS



All seats are tested according ANSI/BIFMA standards.

United Group, Inc. assumes no warranty obligation for failures due to product abuse, misuses or alteration of the product. United Group, Inc's warranty extends only to the original purchaser acquiring new products directly from United Group, Inc, its authorized dealers and distributors, or others specifically authorized by United Group, Inc. to act as resellers of its products. Proof of purchase is required.

This warranty is void if the product is modified or attachments are made to the product. Determination to repair or replace product shall be made by United Group, Inc.

Warranty applies to IRON HORSE Seating™ products manufactured after September 1, 2005.

HEAVY DUTY FRAME WARRANTY

10 Years from Date of Sale


STRUCTURAL COMPONENTS

5 Years from Date of Sale, excluding product abuse or misuse.

CUSHIONS & TRIM & ARMRESTS

3 Years from Date of Sale; excluding normal wear and tear.

2000



FEATURES

- Adjustable Deluxe Comfort Headrest
- Adjustable Seat Back, Angle to 16°
- Tilt-Up Armrests, Height/Tilt Adjustable
- Adjustable Air Lumbar System
- Knee Tilt Recliner with Adjustable Tension & 5 Locking Positions
- Heavy Duty Gas Shock, Height Adjustable
- Heavy Duty 5-Star Base with Double Wheeled Casters

USER RATINGS

- Weight Rating: 90 kg.
- User Height: 150 cm. - 175 cm.

WARRANTY

- 5-Year Warranty on Frame
- 5-Year Warranty on All Structural Components
- 3-Year Warranty on Covers and Foam

OPTIONS (PICTURED BELOW)

- Deluxe Tilt-Up Armrests
- 4D Armrests
- Multiple Leather & Insert Colors Available
- Custom Embroidery



CONTACT:

bcs-europe.nl | +31 (0) 226 74 50 10
De Veken 200 B003 | 1716 KJ Opmeer | The Netherlands

+31 (0) 226 745010 | WWW.BCS-EUROPE.EU

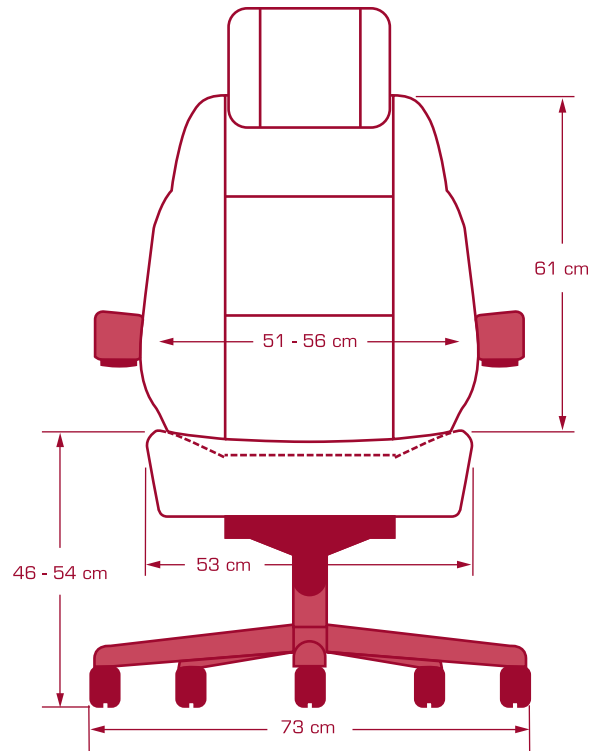
2000



IRON HORSE SEATING™ INTENSIVE USE OFFICE CHAIRS BUILT TO LAST.

IRON HORSE Seating™ 24-Hour Chairs are engineered to withstand the demanding environments of control rooms, surveillance rooms, and dispatch centers. The IRON HORSE Seating™ 2000 Series features the latest ergonomic designs and commercial grade components.

Through extensive market knowledge and known customer requirements, these chairs are engineered to exceed your expectations. The ergonomic excellence of the IRON HORSE Seating™ intensive use products have been developed to meet the demands of 24 hour, multi-shift environments.



CONTACT:

bcs-europe.nl | +31 (0) 226 74 50 10
De Veken 200 B003 | 1716 KJ Opmeer | The Netherlands

+31 (0) 226 745010 | WWW.BCS-EUROPE.EU

3000



FEATURES

- Adjustable Comfort Headrest
- Adjustable Seat Back, Angle to 21°
- Heavy Duty Tilt-Up Armrests, Height/Tilt Adjustable
- Adjustable Air Lumbar System
- Knee Tilt Recliner with Adjustable Tension & 7 Locking Positions
- Heavy Duty Gas Shock, Height Adjustable
- Heavy Duty 5-Star Base with Double Wheeled Casters
- Available Models: HD (Left), Sport & Exec (See Back)

USER RATINGS

- Weight Rating: 180 kg.
- User Height: 165 cm. - 190 cm.

WARRANTY

- 10-Year Warranty on Frame
- 5-Year Warranty on Structural Components
- 3-Year Warranty on Covers and Foam

OPTIONS (PICTURED BELOW)

- Adjustable Deluxe Comfort Headrest
- 4D Armrests
- Multiple Leather & Insert Colors Available
- Polished Aluminum Base
- Deluxe Tilt-Up armrest



CONTACT:

bcs-europe.nl | +31 (0) 226 74 50 10
De Veken 200 B003 | 1716 KJ Opmeer | The Netherlands

3000 ALSO AVAILABLE



3300EXEC



3200SPORT



CONTACT:

bcs-europe.nl | +31 (0) 226 74 50 10
De Veken 200 B003 | 1716 KJ Opmeer | The Netherlands

+31 (0) 226 745010 | WWW.BCS-EUROPE.EU

3000 WITH SEATSLIDER



FEATURES

- Seat Depth Range: 17" - 20"
- Seat Height From 18" - 21"
- Adjustable Comfort Headrest
- Adjustable Seat Back, Angle to 21°
- Heavy Duty Tilt-Up Armrests, Height/Tilt Adjustable
- Adjustable Air Lumbar System
- Knee Tilt Recliner with Adjustable Tension & 7 Locking Positions
- Heavy Duty Gas Shock, Height Adjustable
- Heavy Duty 5-Star Base with Double Wheeled Casters

USER RATINGS

- Weight Rating: 180 kg.
- User Height: 165 cm. - 190 cm.

WARRANTY

- 10-Year Warranty on Frame
- 5-Year Warranty on Structural Components
- 3-Year Warranty on Covers and Foam

OPTIONS (PICTURED BELOW)

- Adjustable Deluxe Comfort Headrest
- 4D Armrests
- Multiple Leather & Insert Colors Available
- Polished Aluminum Base
- Deluxe Tilt-Up armrest



CONTACT:

bcs-europe.nl | +31 (0) 226 74 50 10
De Veken 200 B003 | 1716 KJ Opmeer | The Netherlands

4000 HD TILT MECH

NEW!



FEATURES

- NEW! Heavy Duty Tilt Mechanism Now Standard
[See next of Page for More Details]
- Deluxe Comfort Headrest
- Adjustable Seat Back, Angle to 21°
- Heavy Duty Tilt-Up Armrests, Adjustable Angle
- Adjustable Air Lumbar System
- Heavy Duty Gas Shock, Height Adjustable
- Heavy Duty 5-Star Base with Double Wheeled Casters

USER RATINGS

- Weight Rating: 180 kg.
- User Height: 175 cm. and taller

WARRANTY

- 10-Year Warranty on Frame
- 5-Year Warranty on Structural Components
- 3-Year Warranty on Covers, Foam & Armrests

OPTIONAL FEATURES

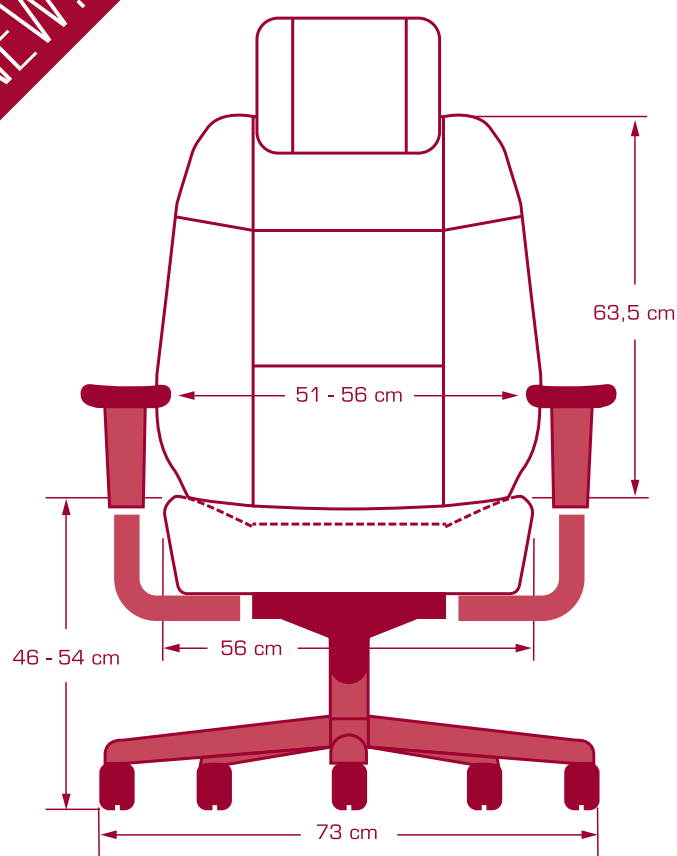
- Standard Headrest
- Multiple Leather & Insert Colors
- 2D Armrests, Height/Width Adjustable
- Black Composite Base





4000 HD TILT MECH

NEW!



IRON HORSE SEATING - BUILT TO LAST

IRON HORSE Seating 24-Hour Chairs are engineered to withstand the demanding environments of control rooms, surveillance rooms, and dispatch centers. The IRON HORSE Seating 4000 Series features the latest ergonomic designs and commercial grade components.

Through extensive market knowledge and known customer requirements, these chairs are engineered to exceed your expectations. The ergonomic excellence of the IRON HORSE Seating intensive use products have been developed to meet the demands of 24-hour, multi-shift environments.



NEW HD TILT MECHANISM



NEW! The HD Tilt Mech is now standard on the IRON HORSE Seating 4000 Series. Its responsive and versatile tilt is designed for use on large size chairs. The mechanism is equipped with Infinite Tilt Lock for independent back adjustment and a top activation lever for pneumatic height adjustment. Its robust design and ergonomic adjustments are ideal for heavy use applications.

4000 ESD



NEW!



FEATURES

- Tested to ANSI/ESD-STM-12.1-2006 standards
- Adjustable ESD Deluxe Comfort Headrest
- Adjustable Seat Back, Angle to 21°
- ESD Armrests, Height Adjustable
- Adjustable Air Lumbar System
- Knee Tilt Recliner with Adjustable Tension & 7 Locking Positions
- Heavy Duty Gas Lift, Height Adjustable
- Heavy Duty 5-Star Base with ESD Casters & Grounding Chain

USER RATINGS

- Weight Rating: 180 kg.
- User Height: 175 cm. and taller

WARRANTY

- 10-Year Warranty on Frame
- 5-Year Warranty on All Structural Components
- 3-Year Warranty on Covers & Foam

OPTIONAL FEATURES

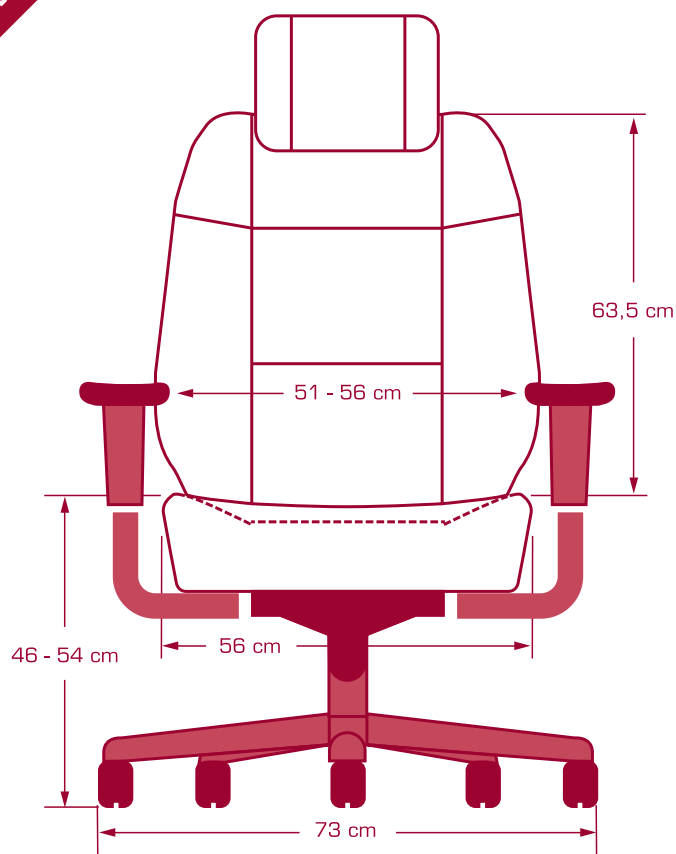
- No headrest
- Black or grey cloth





4000 ESD

NEW!




IRON HORSE SEATING - BUILT TO LAST

IRON HORSE Seating 24-Hour Chairs are engineered to withstand the demanding environments of control rooms, surveillance rooms, and dispatch centers. The IRON HORSE Seating 4000 Series ESD builds upon this foundation by providing the proper grounding, conductive, and dissipative static control materials that are required of an Electro Static Discharge (ESD) chair.

Through extensive market knowledge and known customer requirements, these chairs are engineered to exceed your expectations. The ergonomic excellence of the IRON HORSE Seating intensive use products have been developed to meet the demands of 24-hour, multi-shift environments.



4000 WITH SEATSLIDER



FEATURES

- Seat Depth Range: 19" - 22"
- Seat Height From 18" - 21"
- Adjustable Comfort Headrest
- Adjustable Seat Back, Angle to 21°
- 2D Armrests, Height Adjustable
- Adjustable Air Lumbar System
- Knee Tilt Recliner with Adjustable Tension & 7 Locking Positions
- Heavy Duty Gas Shock, Height Adjustable
- Heavy Duty 5-Star Base with Double Wheeled Casters

USER RATINGS

- Weight Rating: 180 kg.
- User Height: 175 cm & Taller

WARRANTY

- 10-Year Warranty on Frame
- 5-Year Warranty on All Mechanicals
- 3-Year Warranty on Covers and Foam

OPTIONS (PICTURED BELOW)

- 4D Armrests
- Standard Comfort Headrest
- Custom Embroidery
- Polished Aluminum Base



CONTACT:

bcs-europe.nl | +31 (0) 226 74 50 10
De Veken 200 B003 | 1716 KJ Opmeer | The Netherlands

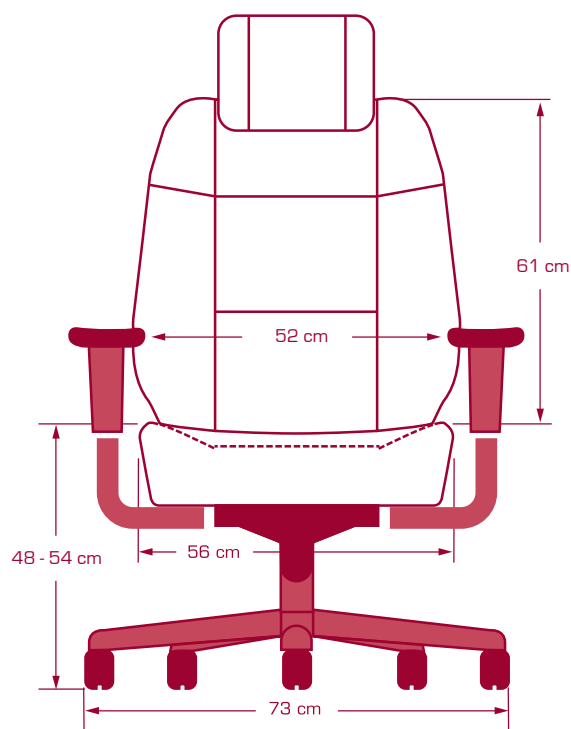
4000SERIE WITH SEATSLIDER



IRON HORSE SEATING™ INTENSIVE USE OFFICE CHAIRS BUILT TO LAST.

IRON HORSE Seating™ 24-Hour Chairs are engineered to withstand the demanding environments of control rooms, surveillance rooms, and dispatch centers. The IRON HORSE Seating™ 4000 Series with Seat Slider features the latest ergonomic designs and commercial grade components.

Through extensive market knowledge and known customer requirements, these chairs are engineered to exceed your expectations. The ergonomic excellence of the IRON HORSE Seating™ intensive use products have been developed to meet the demands of 24 hour, multi-shift environments.



CONTACT:

bcs-europe.nl | +31 (0) 226 74 50 10
De Veken 200 B003 | 1716 KJ Opmeer | The Netherlands

5000SERIES



FEATURES

- Adjustable Deluxe Comfort Headrest
- Reclining Backrest with Lockout & Adjustable Tension
- Height Adjustable Backrest
- Height & Width Adjustable Armrests
- Heavy Duty Gas Shock, Height Adjustable
- Heavy Duty 5-Star Base with Double Wheeled Casters

USER RATINGS

- Weight Rating: 225 kg
- User Height: 165 cm & Taller

WARRANTY

- 10-Year Warranty on Frame
- 5-Year Warranty on All Mechanicals
- 3-Year Warranty on Covers and Foam

OPTIONS (PICTURED BELOW)

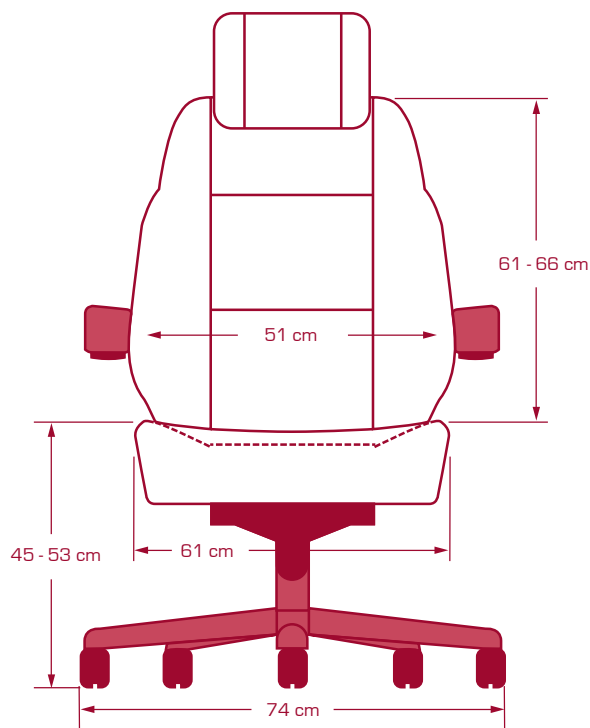

- Standard Comfort Headrest
- 4D Armrests
- European Black Leather
- No Headrest



CONTACT:

bcs-europe.nl | +31 (0) 226 74 50 10
De Veken 200 B003 | 1716 KJ Opmeer | The Netherlands

5000 SERIES



IRON HORSE SEATING™ INTENSIVE USE OFFICE CHAIRS BUILT TO LAST.

IRON HORSE Seating™ 24-Hour Chairs are engineered to withstand the demanding environments of control rooms, surveillance rooms, and dispatch centers. Featuring the latest ergonomic designs and commercial grade components, the IRON HORSE Seating™ 5000 Series transcends the critique of even the most critical client.

Through extensive market knowledge and known customer requirements, these chairs are engineered to exceed your expectations. The ergonomic excellence of the IRON HORSE Seating™ Intensive Use products have been developed to meet the demands of 24 hour, multi-shift environments.




CONTACT:

bcs-europe.nl | +31 (0) 226 74 50 10
De Veken 200 B003 | 1716 KJ Opmeer | The Netherlands

+31 (0) 226 745010 | WWW.BCS-EUROPE.EU

BIG & TALL



FEATURES

- Adjustable Comfort Neckroll
- Adjustable Seat Back, Angle to 45°
- 2D or 4D Ergonomic Armrests
- Adjustable Air Lumbar System
- European Black Leather
- Knee Tilt Recliner with Adjustable Tension
- Heavy Duty Gas Shock, Height Adjustable
- Heavy Duty 5-Star Base with Double Wheeled Casters

USER RATINGS

- Weight Rating: 180 kg.
- User Height: 175 cm and Taller

WARRANTY

- 10-Year Warranty on Frame
- 5-Year Warranty on All Structural Components
- 3-Year Warranty on Covers and Foam

OPTIONS (PICTURED BELOW)

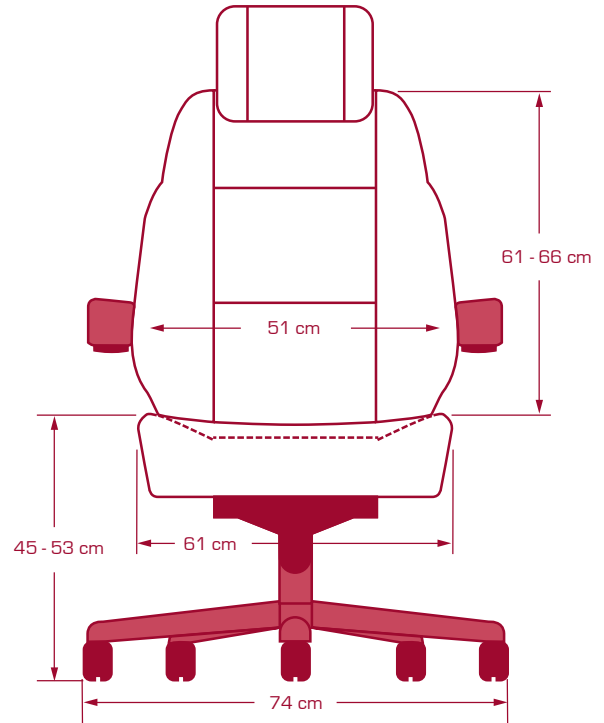

- HD Tilt-Up Armrests
- Black Aluminum Base
- Polished Aluminum Base



CONTACT:

bcs-europe.nl | +31 (0) 226 74 50 10
De Veken 200 B003 | 1716 KJ Opmeer | The Netherlands

BIG & TALL



IRON HORSE SEATING™ INTENSIVE USE OFFICE CHAIRS BUILT TO LAST.

IRON HORSE Seating™ 24-Hour Chairs are engineered to withstand the demanding environments of control rooms, surveillance rooms, and dispatch centers. The IRON HORSE Seating™ Big & Tall features the latest ergonomic designs and commercial grade components.

Through extensive market knowledge and known customer requirements, these chairs are engineered to exceed your expectations. The ergonomic excellence of the IRON HORSE Seating™ intensive use products have been developed to meet the demands of 24 hour, multi-shift environments.



CONTACT:

bcs-europe.nl | +31 (0) 226 74 50 10
De Veken 200 B003 | 1716 KJ Opmeer | The Netherlands

+31 (0) 226 745010 | WWW.BCS-EUROPE.EU

OPERATING INSTRUCTIONS



ADJUSTABLE HEADREST

Height and tilt adjustable
Locks into height and angle positions

CONTOURED SIDE BOLSTERS

Provide extra support for
lower back comfort

BOW-TIE AIR CHAMBER

Air adjustable lumbar provides
support for lower back comfort

ERGO HD TILT-UP ARMRESTS

Height and angle adjustable
Turn wheel to change angle

RECLINER HANDLE

Pull handle up to adjust
backrest angle
Total recline 21°

HEIGHT ADJUSTMENT

Pull paddle to release
45,7 to 53,3 cm. range for
standard shot
Tall and short shock also
available

TILT TENSION CONTROL

Twist control forward to add tension
and backward to release tension

INFLATABLE AIR LUMBAR

Squeeze bulb to fill bow-tie lumbar
Press button to release air

TILT LOCK/UNLOCK

Push button in to lock tilt position
Push button in again up to unlock tilt position
Total recline 24°

5-STAR BASE

Heavy Duty, black cast aluminum
Weight rating: 180 kg.